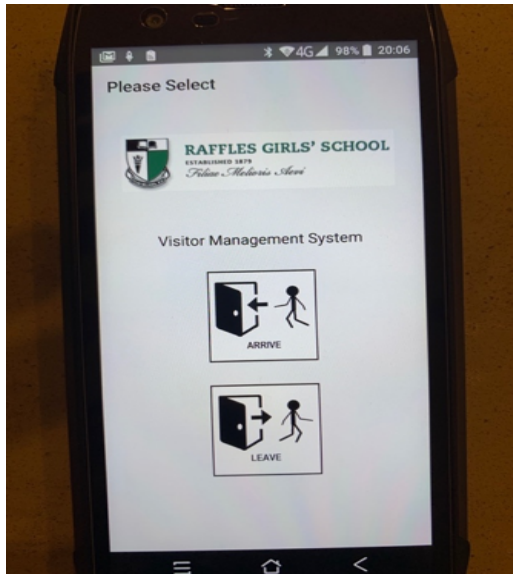


Intelligent VMS (iVMS)

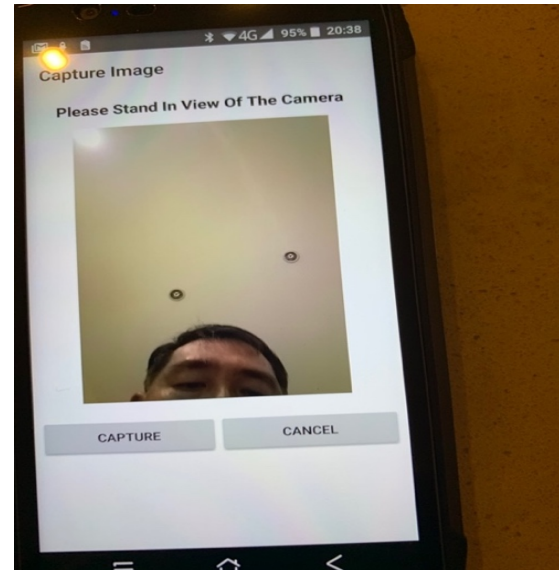
- Permanent Staff and Contractors can be enrolled in advance with passport photographs quality in colour.
- Visitors and Temp Staff can register on kiosks and repeated visitations will skip registration.
- Facial Capture on the kiosk to enrol them
- 13 hours token to be issued

General Use of Facial Recognition To Register Temp Staff

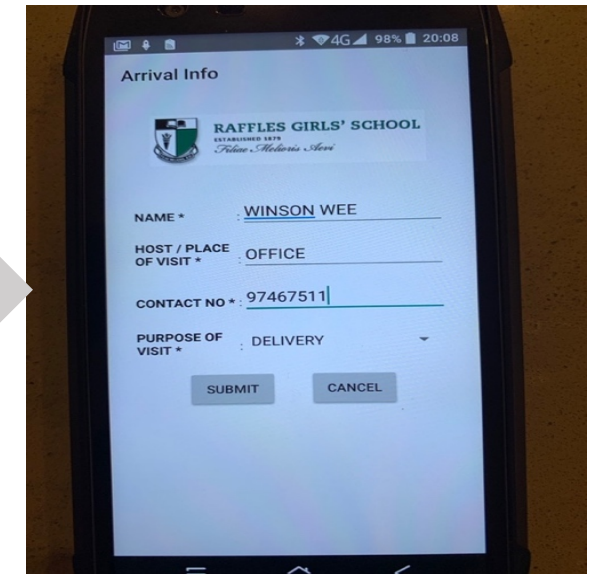
1 Temp staff will arrive at the site.



2 Temp staff will scan the facial details



3 Temp staff key in their details such as name, contact number they are working in



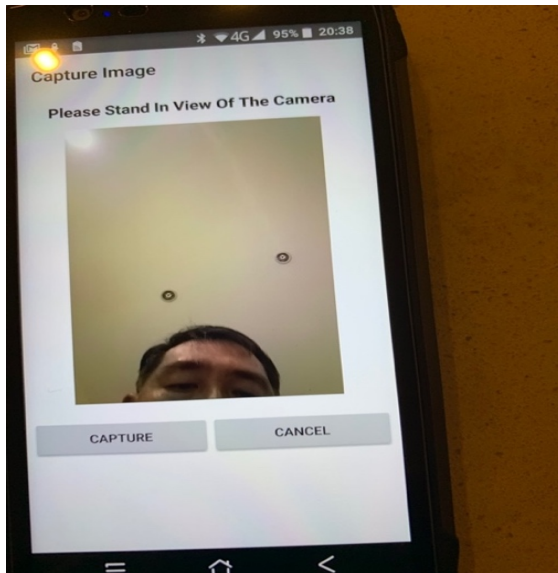
Repeat visit – Name and Contact No. will be auto-populated

The whole registration process will take only about 8 seconds

At the Turnstile (IN or OUT)

Place Facial Recognition Device to capture the facial image and authenticate the facial image

- 1 Temp staff will scan the facial details



Video Demo

<https://vodcloud01.reachfield-it.com:443/reach-vms-04/embedEmail/a003090d-9941-466a-a3c5-77fcf169ff18>



System will validate visit record



- 2a Turnstile will open if valid where T + 13 hrs



- 2b Turnstile will not open if invalid and trigger alarm sound

S/No	Options
1	<p>Facial Recognition (Gate VMS)</p> <p>Scope</p> <ol style="list-style-type: none"> 1. Temp Staff Arrives 2. Goes to Registration Station 3. Scan Facial, if first time, enter Name and Contact No. 4. For Repeated registration, Scan Facial, system auto display Name and Contact No. 5. System will issue a 13 hr expiry token to each registered Temp Staff from the time of registration 6. Once Registered, Go to the IN Lane 7. To Leave, Go to the OUT Lane 8. Within the 13 hr period, the Temp Staff can perform IN and OUT multiple times without the need of registration. 9. Backend Module – To view the listing registration and movement of temp staff (IN – OUT)

Note: Electrical power supply, mounting and fixture of the tablets on the wall and turnstile will be arranged by customer

New Released Features

S/No	Options
1	<p>To include Permanent Staff where from the backend module, the system admin can add in Permanent Staff and attached a clear photo ID to associate the individual.</p> <p>To input start date and end date for each Permanent Staff</p> <p>To customise the IN and OUT to recognise Permanent Staff without the need to go to the Registration Station and system will not issue an expiry token of 13 hrs like Temp Staff</p>
2	<p>To allow blacklist feature for both Temp and Permanent Staff</p>
3	<p>To include an image search feature to allow the system admin to filter out all staffs in case there is a need to blacklist a staff without knowing the name or contact no.</p> <p>To provide an upload of photo ID and system will search across all staffs to filter out the desired staff.</p>

Enhancement Customisation Duration TBA

S/No	Options	Customisation Cost	Integration Cost
1.	Physical Gate integration	NA	TBA – Per Site